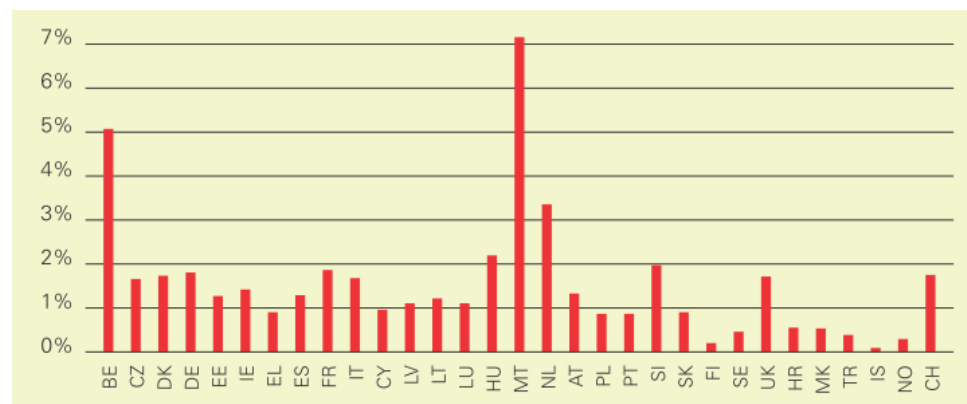


RAM- Implementation in the Dutch Provinces

Facts & Figures

Total area of roads and waterways in the Netherlands	
National government	7901 km
Provinces	9304 km
Local Government	127135 km
Total	144.440



Density of the total road network in 2008 (km road/km2 land area)
Source EC

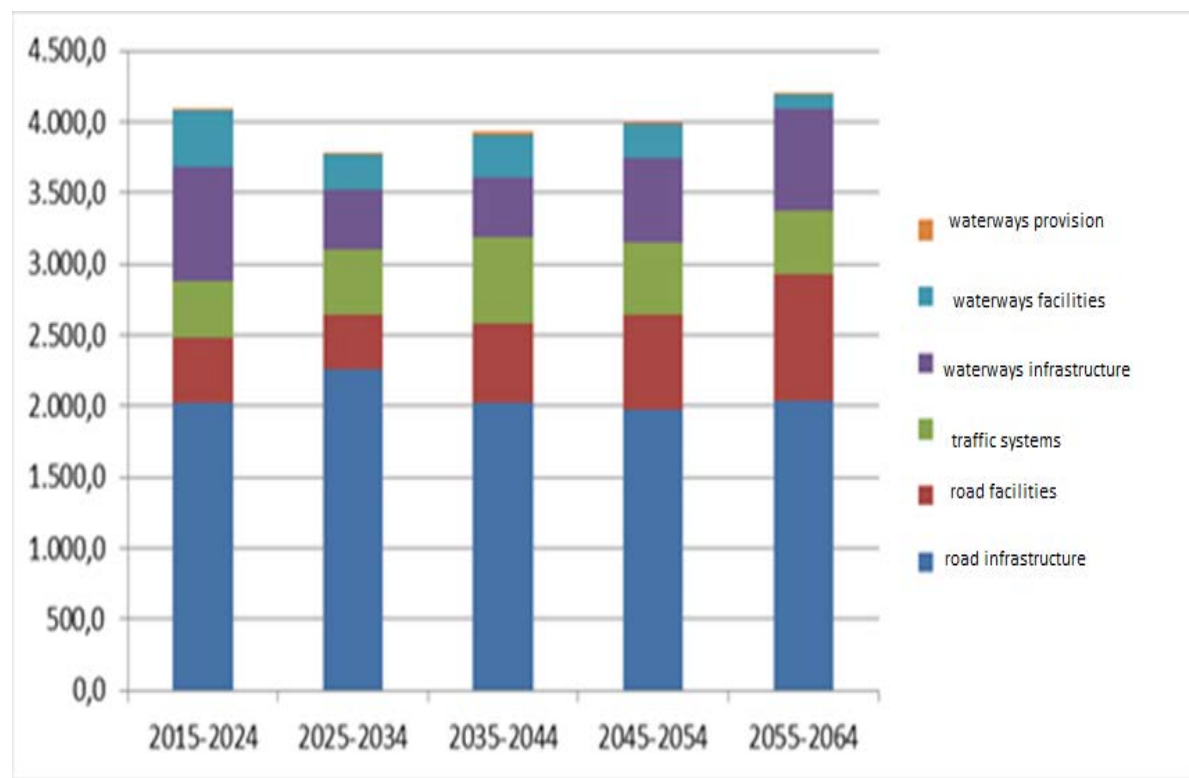
Developments

- Continued traffic growth on an unchanged road network
- Increase of heavy good vehicles
- Considerable increase of replacement investment for infrastructure built after the war
- Increasingly stringent (European) environmental and safety standards
- Overall funding cuts, increased raw material costs

Results

- More pressure on the current network leads to higher costs and more effort for maintenance
- Less money is available for investment and maintenance

->Accessibility and safety are at risk



Size of replacement investment for provinces
* mln Euro

Actions

- More efficiency
- More effectiveness
- Spread the urgency

Maintenance management

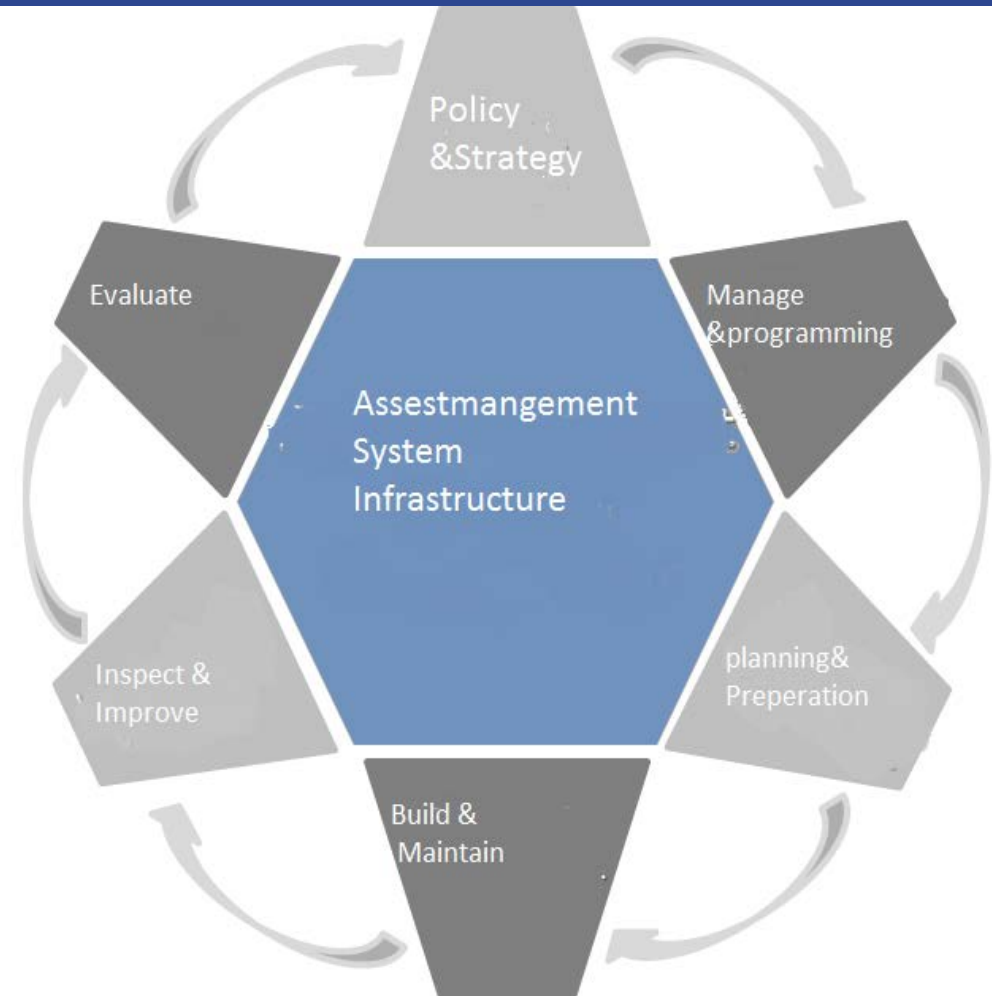


Project management

Asset	Year of maintenance			
	2009	2010	2011	2012
Asphalt replacement		x		
Road markings renewal	x			
Safety adjustments to an intersection				x
Replacement of the sewage system			x	

Assetmanagement

“The change is mainly in improving the transparency of the coherence between activities”




Why?

Professionalism in maintenance management enables us to:

1. Translate political ambition into practice
2. Clear and substantiated arguments for performance, costs and risks
3. Being able to take control and become a reliable mandator
4. Effectiveness
5. Pro active policy
6. Create uniformity

A standard for Assetmanagement



Certificate

Why the need for uniformity within the sector?

- Less reinventing of the wheel
- Knowledge sharing and learning
- Benchmarking
- Work efficiently with the private sector
- Innovate together
- Performance of the network as a whole

Implementation examples

Efficiency- Synergy in our project management

- classification of roads on the basis of the contribution to the regional economy
- Creation of a predictable maintenance interval every 6 years



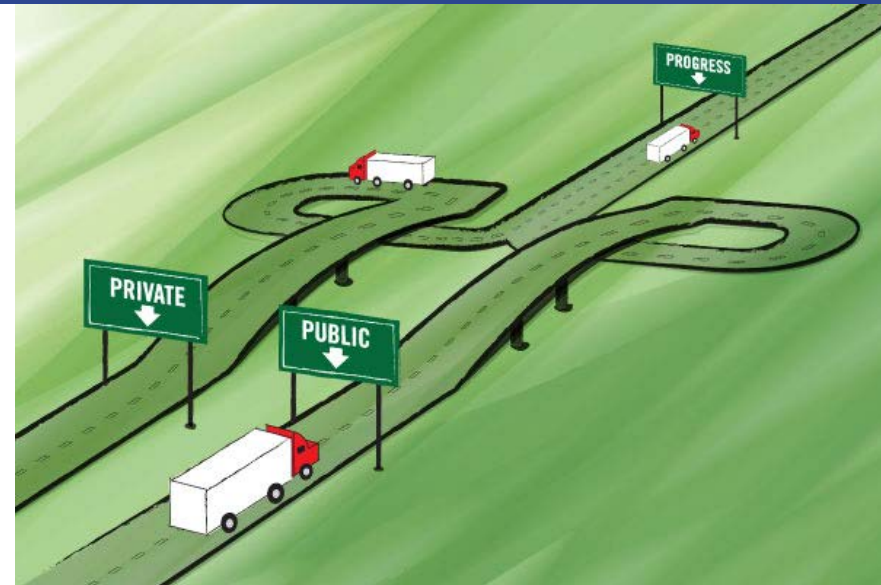
Implementation example

Corporation: efficiency

Strengthen Public-Private –partnerships by working with long –term contracts covering a whole area, on a DBFM base.

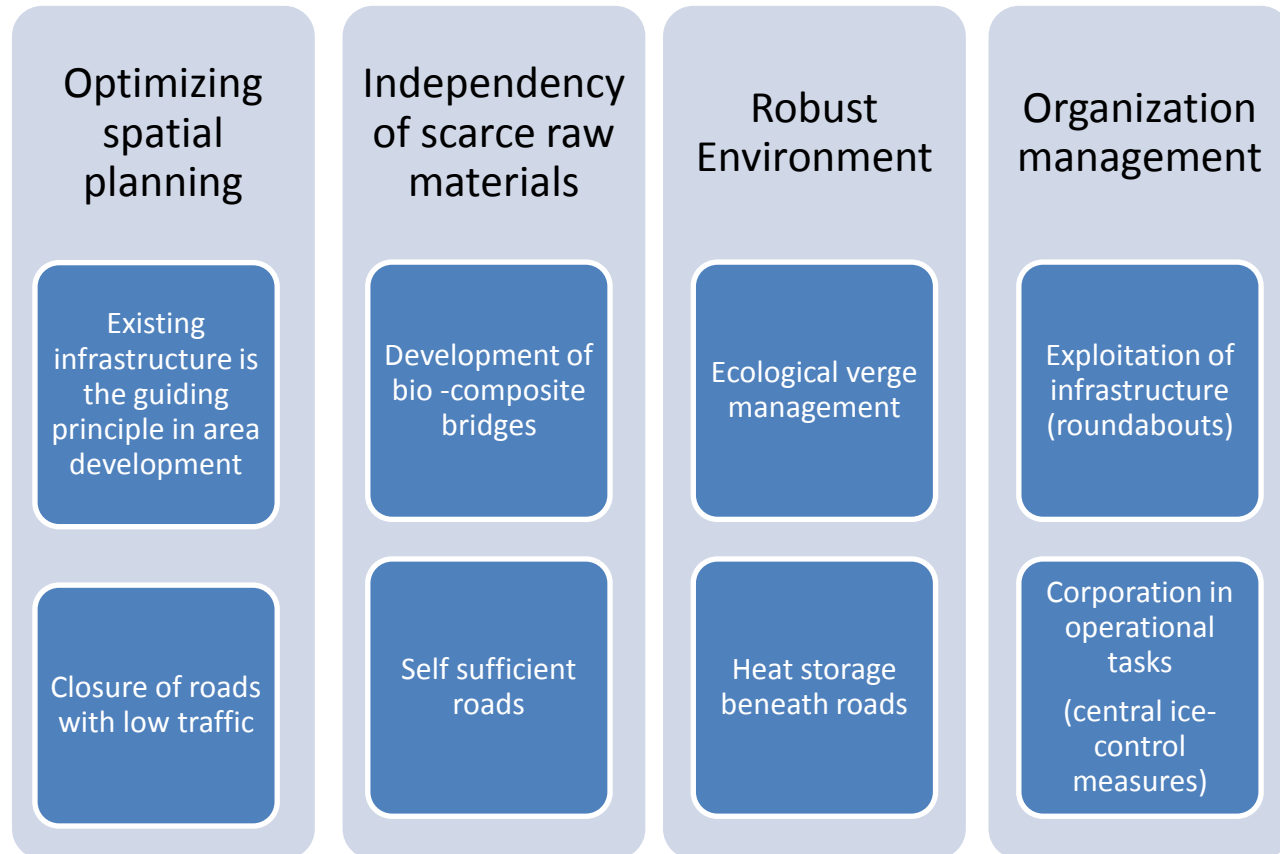
Results in:

- A shared responsibility
- Increase of quality
- More focus on innovation and sustainability
- Infrastructure as an investment object




Implementation examples

Effectiveness- Integration with other domains



Implementation example

Innovation- Self sufficient roads



Results of implementing Assetmanagement

#ErfRam

- We are able to balance costs and risks
 - We know the life cycle of our assets
 - We are transparent in our considerations
 - Assets are receiving social benefits
 - We invest in the highest risks
 - We share responsibility with private partners
- ...we are working more efficiently and effectively

What did we learn?

#ErfRam

Points of attention:

- Invest in a general acceptance of the focus change
- Ensure a clear vision on the part of the management
- Establish relationships with other organisational units
- Create synergy advantages within the field of contract management
- Consider asset management as a tool for (right) decision-making

Next steps

#ErfRam

- Setting up a non-commercial knowledge platform IamPro (infrastructure AM Professionals)
- Intensify the use of the centre of procurement expertise
- Addressing the challenges and opportunities on an European scale
- Creating a European research program

Are we there yet?

#ErfRam

‘Do we have sufficient financial resources available to maintain our infrastructure until 2060?’